

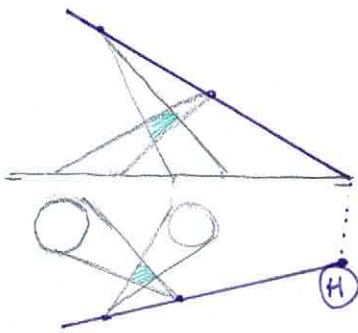
# PROCEDIMIENTO ESPECÍFICO PARA FIGURAS OBLICUAS APOYADAS EN EL PH

- PRISMAS / CILINDROS

- PIRÁMIDES / CONOS.

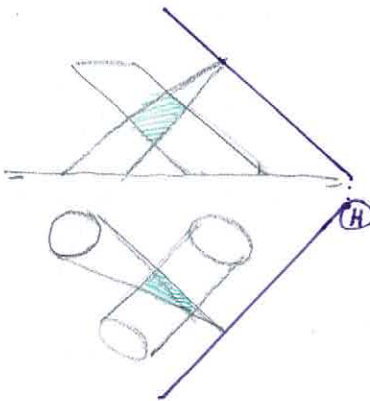
①

PUNTA + PUNTA



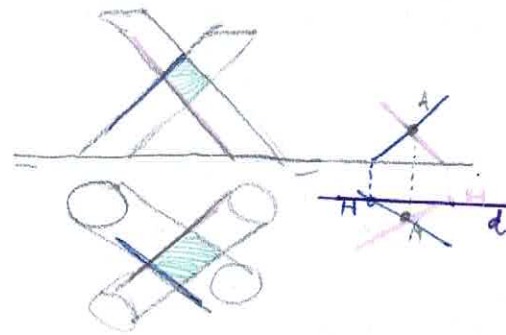
②

PUNTA + //



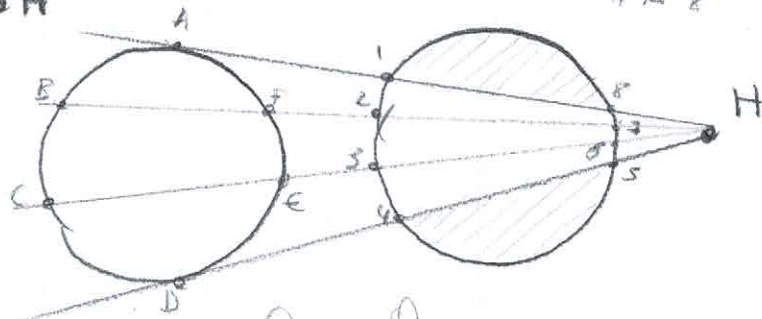
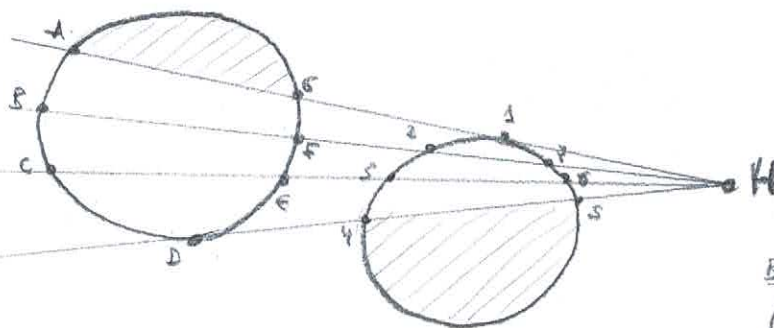
③

// + //



NOS FIJAMOS EN LAS BASES.

MORDEDURA + PENETRACIÓN



- |       |       |
|-------|-------|
| ① A-1 | ⑦ A-8 |
| ② B-2 | ⑧ B-7 |
| ③ C-3 | ⑨ C-6 |
| ④ D-4 | ⑩ D-5 |
| ⑤ E-5 | ⑪ C-6 |
| ⑥ F-2 | ⑫ B-7 |
| * A-4 | * A-8 |

- |       |       |
|-------|-------|
| ① A-1 | ⑧ F-7 |
| ② B-2 | ⑨ E-6 |
| ③ C-3 | ⑩ D-5 |
| ④ D-4 | ⑪ C-6 |
| ⑤ E-3 | ⑫ B-7 |
| ⑥ F-2 | * A-1 |
| ⑦ G-1 |       |

